



- No Onward Chain
- Comfortable 2 Bedroom Accommodation
- West Facing Enclosed Garden
- D/Glazing and Gas C/Heating

- Attractive 2003 Built Semi Detached House
- 14'10 Lounge/Diner with Access to Garden
- Downstairs Cloakroom W.C

- Tucked Away in Cul De Sac in Central Ryde
- Parking
- Fully Tiled Shower Room

17 Bailey Close, Ryde, PO33 2DX

£210,000

Situated in a quiet cul de sac in Central Ryde, this charming semi-detached house, built in 2003, offers a perfect blend of modern living and convenience. Spanning 753 square feet, the property features two well-proportioned bedrooms and a fully tiled shower room, making it an ideal choice for first-time buyers, those looking to downsize, or anyone seeking a low-maintenance home.

The property boasts a welcoming lounge/diner that seamlessly connects to an enclosed west-facing rear garden, perfect for enjoying the afternoon sun. With double glazing and gas central heating, comfort and energy efficiency are assured throughout the year. Additionally, the downstairs cloakroom adds to the practicality of the living space.

Parking for one vehicle is available, and the location is incredibly convenient, with easy access to the town centre, public transport links, and local schools. This home is not only well-suited for modern lifestyles but also offers a peaceful retreat from the hustle and bustle of everyday life.

Whether you are looking to make your first step onto the property ladder or seeking a manageable space to enjoy your retirement, this delightful home in Central Ryde is a must-see. Embrace the opportunity to own a property that combines comfort, convenience, and contemporary living in one of the Isle of Wight's most sought-after coastal areas.



# Accommodation

**Entrance Hall**

**Cloakroom W.C.**

**Kitchen**

10'7" x 5'4" (3.23m x 1.63m)

**Lounge/Diner**

14'10" x 11'8" (4.52m x 3.56m)

**Built-in Storage**

**Landing**

Loft Hatch

**Bedroom 1**

11'8" x 10'10" (3.56m x 3.30m)

**Bedroom 2**

11'7" x 6'5" (3.53m x 1.96m)

**Shower Room**

8'4" x 4'11" (2.54m x 1.50m)

**Parking**

Space to front

**Garden**

The frontage is designated for parking purposes. The rear garden is fully enclosed. Faces west, and is laid to paving for ease of maintenance. A shrub border runs along the far boundary.

**Tenure**

Freehold

**Council Tax**

Band B

**Flood Risk**

Very Low Risk



### Construction Type

Brick built elevations. Concrete tile roof.  
Cavity wall.

### Mobile Coverage

Coverage Includes: O2 Limited Coverage  
Includes: EE & Vodafone

### Broadband Connectivity

Up to Ultrafast fibre available

### Services

Unconfirmed gas, electric, water and drainage.



### Agents Note



Our particulars are designed to give a fair description of the property, but if there is any point of special importance to you we will be pleased to check the information for you. None of the appliances or services have been tested, should you require to have tests carried out, we will be happy to arrange this for you. Nothing in these particulars is intended to indicate that any carpets or furnishings or fittings, electrical goods (whether wired in or not), gas fires or light fittings, or any other fixtures not expressly included, are part of the property offered for sale.



Energy Efficiency Rating		Current	Potential
Very energy efficient - lower running costs			
(92 plus) <b>A</b>			
(81-91) <b>B</b>			
(69-80) <b>C</b>			
(55-68) <b>D</b>			
(39-54) <b>E</b>			
(21-38) <b>F</b>			
(1-20) <b>G</b>			
Not energy efficient - higher running costs			
England & Wales		EU Directive 2002/91/EC	

Referral Fees- With a view to offer a smooth and comprehensive service we may at times recommend various associated services and companies. These include financial advisors and surveyors. You, the consumer are never under any obligation to use any of these services if you have preferences elsewhere. For these services we may receive referral fees from the service provider. Should you take up any of our surveyor referrals we may receive a fee as follows; from Tomblesons Surveyor's £15 voucher, Daniells Harrison Surveyors £50, Connells Surveyors £100.

 187 High Street, Ryde, Isle of Wight, PO33 2PN  
 Phone: 01983 611511  
 Email: ryde@wright-iw.co.uk

 PROTECTED  


**Viewing:**    Date .....    Time .....